

NLN FACULTY CENSUS SURVEY HIGHLIGHTS

2020-2021

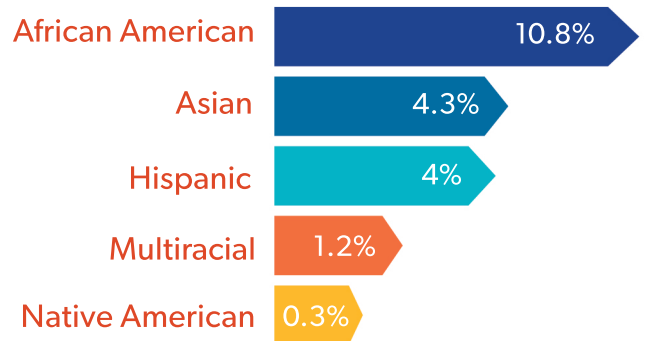
WHO ARE FULL TIME EDUCATORS?



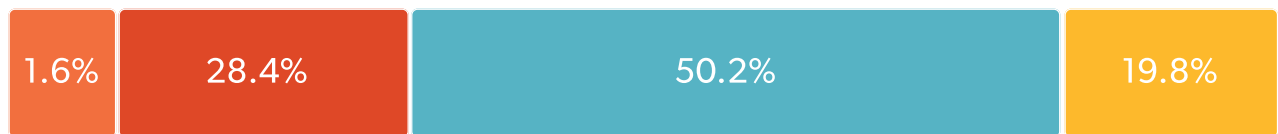
Female.....	91.3%
Male.....	8.4%
Transgender, genderqueer, or gender nonbinary.....	0.2%
Other.....	0.1%

PROPORTION OF RACIAL ETHNIC MINORITY GROUPS

20.6%



NURSE EDUCATORS BY AGE

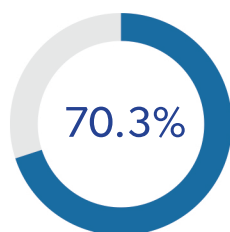


UNDER
AGE 30

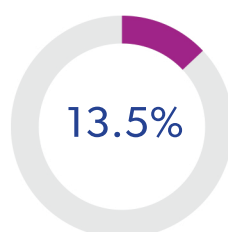
AGE
30-45

AGE
46-60

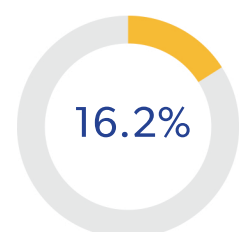
AGE 61
OR OLDER



NOT TENURED



ON TENURE TRACK



TENURED

NLN FACULTY CENSUS SURVEY HIGHLIGHTS

2020-2021

VACANCIES AND SALARIES

577 FACULTY VACANCIES FOR NURSING PROGRAMS

80%
of schools plan to hire new faculty



79.4%
of schools experience difficulty in recruiting and hiring

REASONS FOR HIRING CHALLENGES



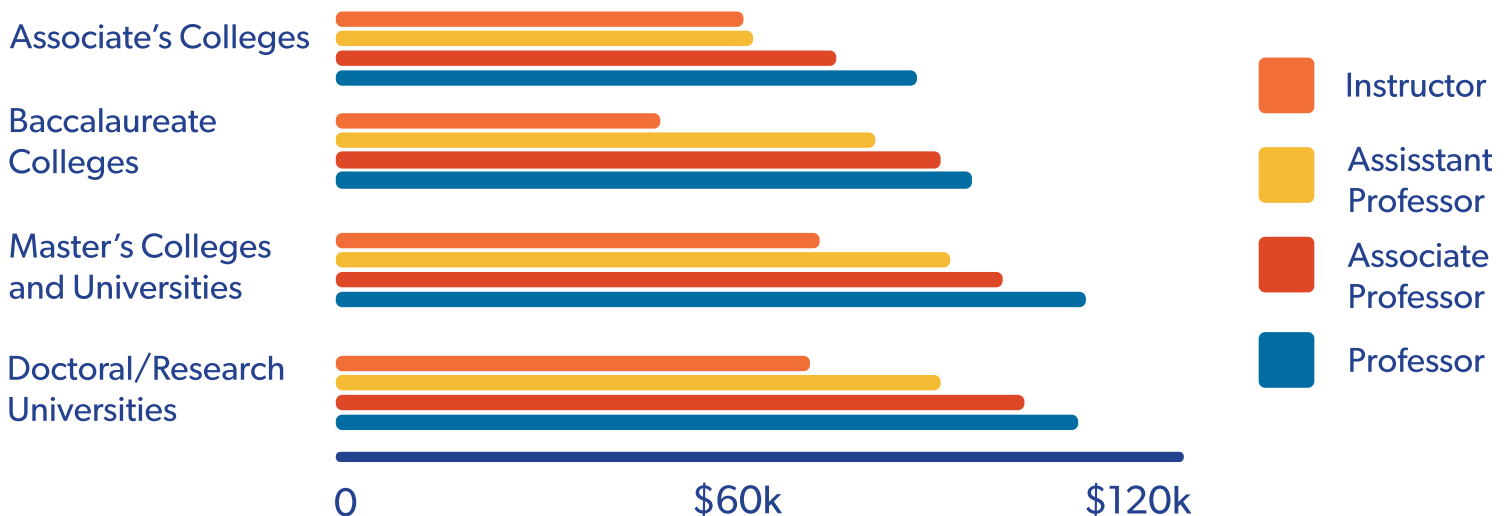
33.4%
not enough qualified faculty



33.4%
not able to offer competitive salaries



32.2%
jobs are less attractive, not in budget, or other



Note: The data presented in this report were provided by 41 percent of 964 NLN member schools invited to complete the survey (n = 399). Details are available online at <https://www.nln.org/nlnNews/newsroom/nursing-education-statistics>