

Biennial Survey of Schools of Nursing

Survey Highlights 2019-2020

Applications

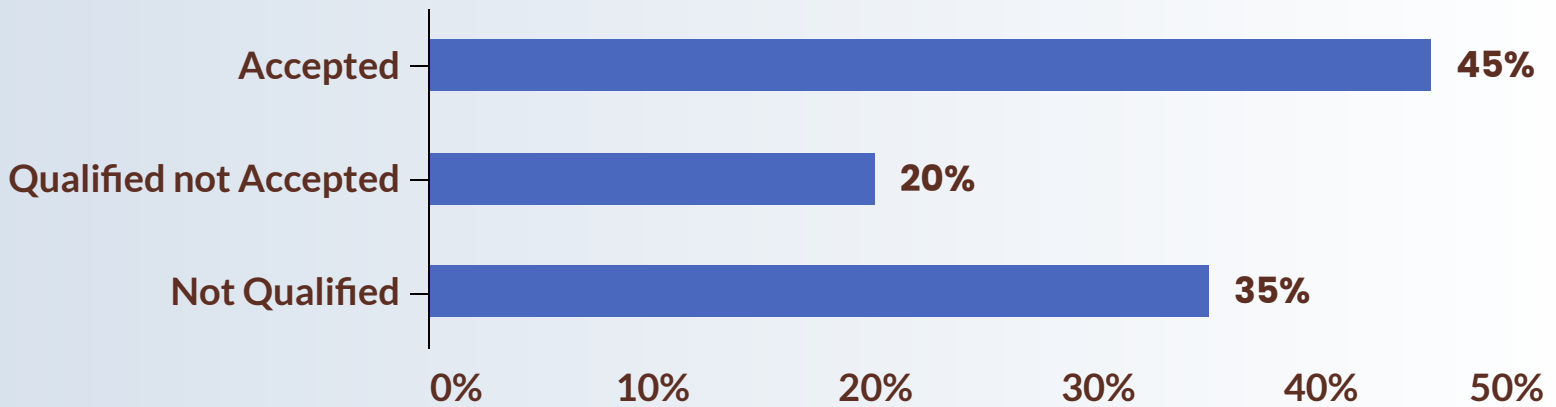
178,003

Number of applications to basic RN programs

36,432

Number of qualified applications not accepted in basic RN programs

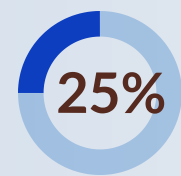
Status of Applications to Basic RN Programs



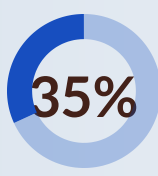
46%

of nursing schools cited lack of clinical placement settings as the primary impediment to admitting qualified applicants.

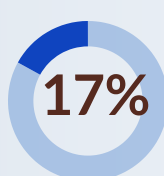
Qualified Applications Turned Away from Nursing Programs



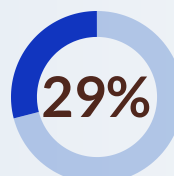
PN/VN



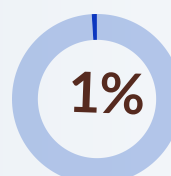
ADN



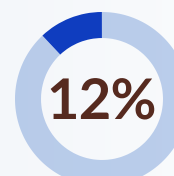
Diploma



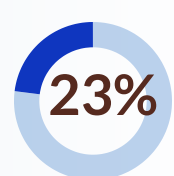
BSN



BSRN



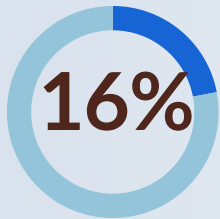
MSN




Doctorate

Biennial Survey of Schools of Nursing Survey Highlights 2019-2020

Younger Students Entering Doctoral Programs



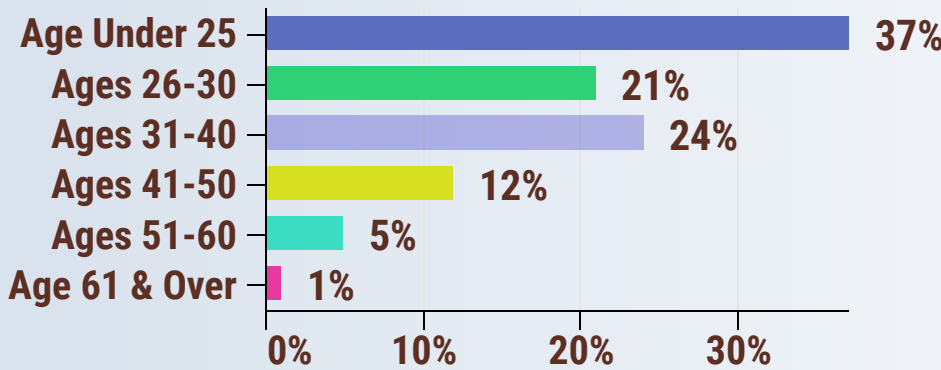
Proportion of students under age 30 enrolled in doctoral nursing programs



4%

Decrease in a proportion of students under age 30 entering doctoral nursing programs in 2020 compared to 2018

Enrolled Nursing Students by Age and Sex



Percent of Underrepresented Students Enrolled in Basic RN Programs



30.9%

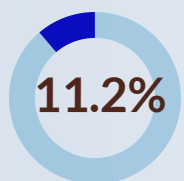
Underrepresented students enrolled in basic RN programs



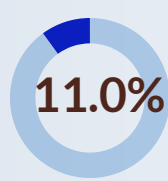
0.2%

Increase in proportion of underrepresented students enrolled in 2020 compared to 2018

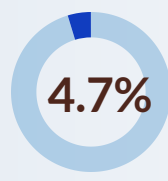
Underrepresented Students Enrolled in Basic RN Programs by Race



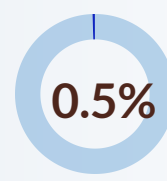
African American



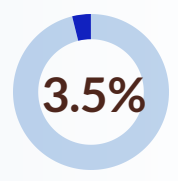
Hispanic



Asian or Pacific Islander



American Indian



Other/Unknown